

Graduation Rate - Who is a Graduate?

Graduates are the students receiving a diploma from a high school/school district.

Diploma recipients are those students completing unmodified graduation requirements, as well as, those students completing modified graduation requirements due to alternate placement or modification in accordance with a disability.

Graduation Rates – Who is NOT a Graduate?

- Other Completers – students that finished a high school program, but did not earn a diploma.
- GED Students – students that received a GED are not counted as graduates and in fact will be counted as dropouts.
- Community College Adult Education Program Diploma Recipients – these students are not counted as graduates and will also be counted as dropouts.

Current Model Used by Department

The NCES Leaver Rate (used by 38 states)

$$GR_i \equiv \frac{G_i}{G_i + D_i + D_{(i-1)} + D_{(i-2)} + D_{(i-3)}}$$

Where:

GR_i is the graduation rate for a given year i .

G_i is the number of students achieving a regular high school diploma for year i .

D_i is the number of dropouts in grade 12 for year i .

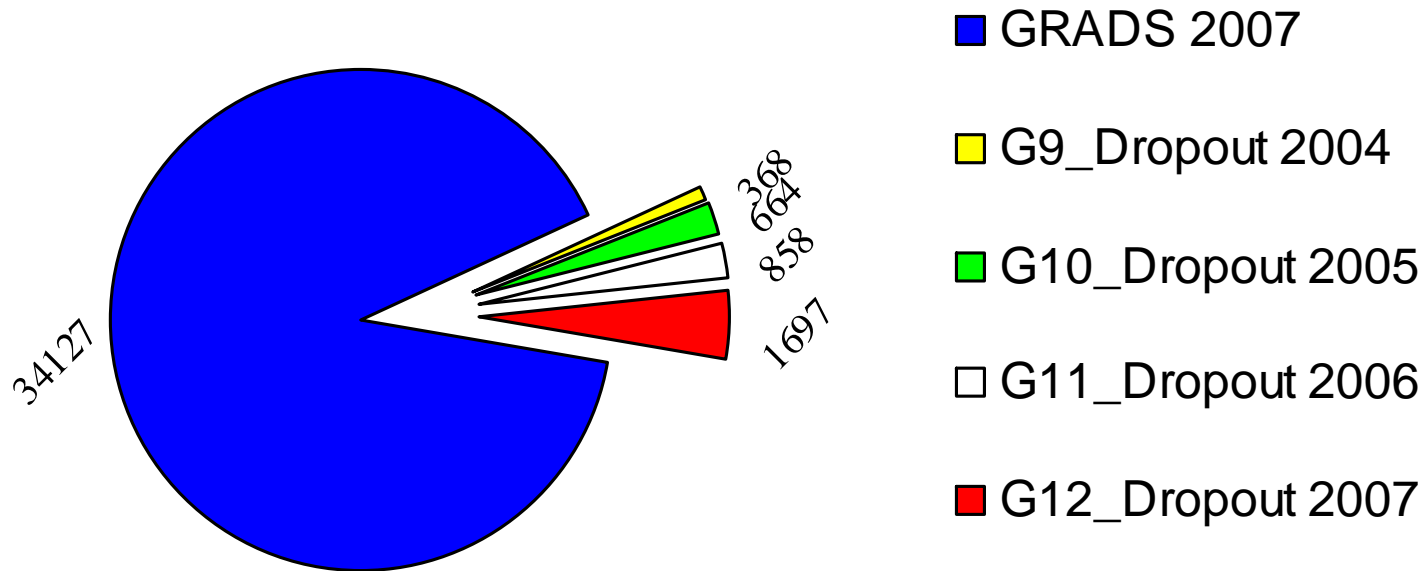
$D_{(i-1)}$ is the number of dropouts in grade 11 for the first previous year ($i-1$).

$D_{(i-2)}$ is the number of dropouts in grade 10 for the second previous year ($i-2$).

$D_{(i-3)}$ is the number of dropouts in grade 9 for the third previous year ($i-3$).

2006-07 Iowa Public School Graduation Rates (NCES Leaver Rate)

2006-07 Graduation Rate = 90.5%



The National Governors Association Compact Formula:

Grad Rate = (Students graduating in four years with a regular or advanced diploma)/[(First-time entering ninth graders four years earlier) + (transfer in) – (transfer out)]

U.S. Secretary of Education Margaret Spellings announces the US Department will move to a uniform graduation rate on 4/1/2008 (at the America's Promise Alliance Dropout Prevention Campaign Press Conference)

On-Time 4 Year Graduation Rate Model Using Unique Statewide Student ID's

$$\text{Grad Rate} = \mathbf{B} / (\mathbf{A} - \mathbf{T}_{out} + \mathbf{T}_{in})$$

A = number of 9th graders four years ago.

B = number of graduates (with a regular diploma) in the current year that were in the 9th grade class four years ago (A), plus the number of graduates who transferred in from other schools in the last four years and from other classes who graduated in fewer than four years.

T_{out} = number of transferred out, i.e., the number of students from the freshman class (A) who transferred to another school, or died, prior to graduation.

T_{in} = The number of transferred in, i.e., the number of students who were not members of the original freshman class (A) but were in the corresponding senior class. Included are: students who transferred in from other schools in the last four years, and also students from other classes who graduated in fewer than four years.

NCLB Model 4 Year Graduation Rate - Proposed

Calculation of students that graduated in four years but remove special education students that didn't graduate in four years and were still enrolled.

$$\text{Grad Rate} = C / (A - \textit{Tout} + \textit{Tin} - \textit{Sped_2})$$

A = the number of 9th graders four years ago.

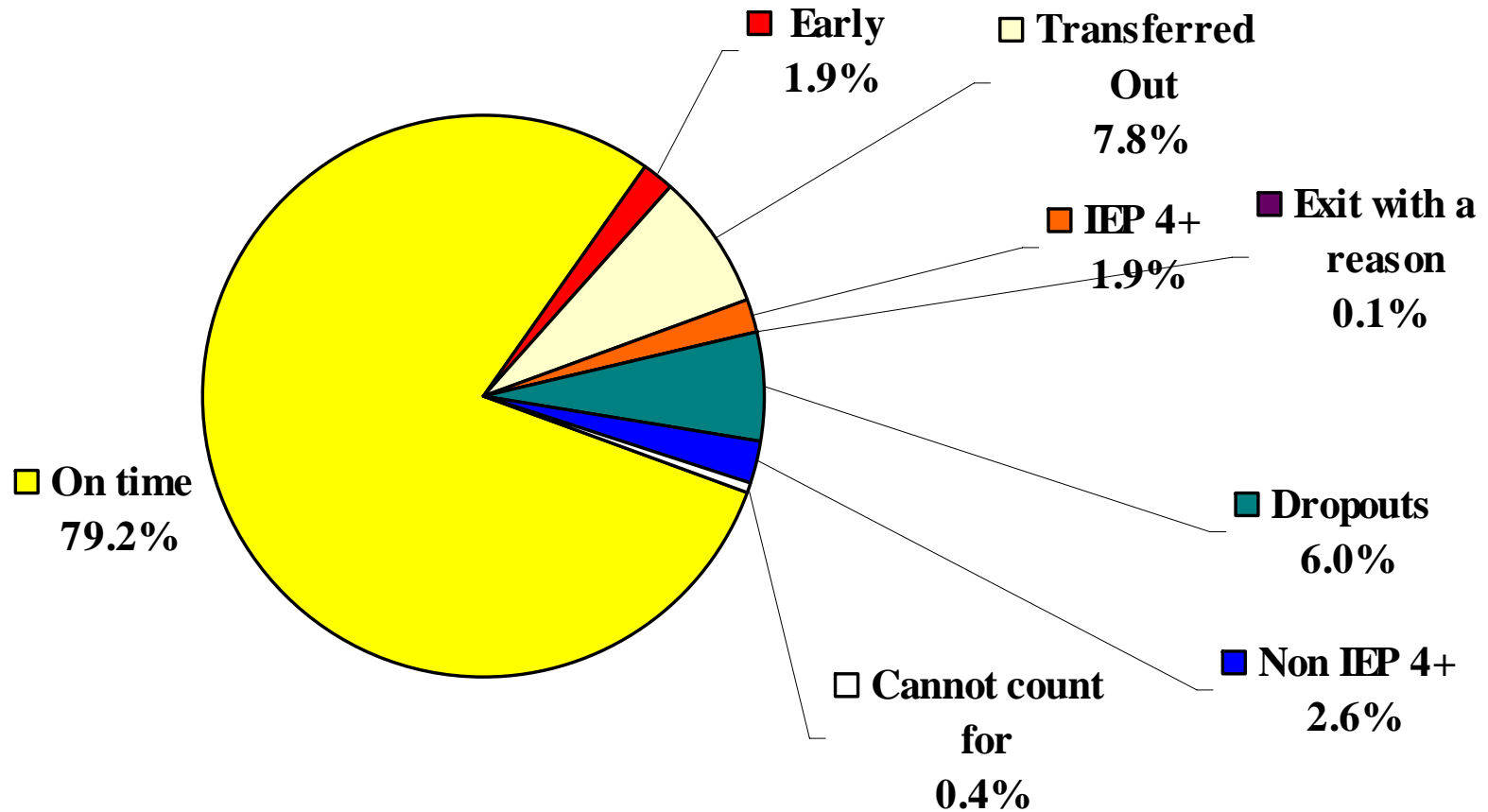
C = number of graduates in the current year that were in the 9th grade class four years ago (A), plus the number of graduates who transferred in from other schools and from other classes who graduated in fewer than four years, and the number of special education students from other classes who took more than four years to graduate (Sped_1).

Tout = the number of transferred out.

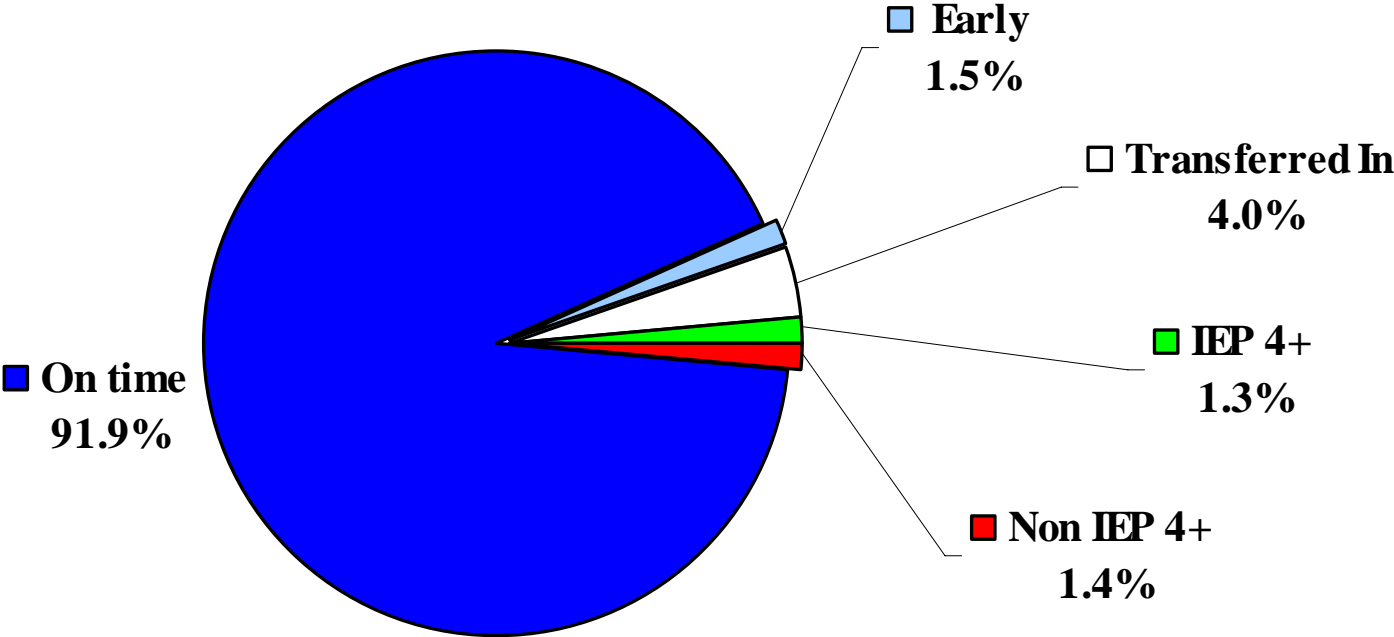
Tin = the number of students who were not members of the original freshman class (A) but were in the corresponding senior class (including Sped_1).

Sped_2 = the number of special education students that were part of the 9th grade class four years ago (A) and are still enrolled, but did not graduate in four years.

Grade 10 Students in 2004-05



2007 Graduates



2007 Graduates

On time	91.9%	31,347
Early	1.5%	517
Transferred In	4.0%	1,349
IEP 4+	1.3%	442
Non IEP 4+	1.4%	472
		34,127

2004-2005 10th Graders

On time	79.2%	31,347
Early	1.9%	752
Transferred Out	7.8%	3,095
IEP 4+	1.9%	753
Exit with a reason	0.1%	41
Dropouts	6.0%	2,391
Non IEP 4+	2.6%	1,030
Cannot count for	0.4%	171
		39,580

Three Year Graduation Rates for the Class of 2007

NCES Leaver Rate: 91.4%

NGA Compact Formula: 88.3%

Proposed Model for NCLB: 90.4%

Alternative School Students - Four Year Graduation Rate

Difficulties:

1. Changes on school open/close status – with 83 alternative schools in 2005, 74 in 2006, 73 in 2007 and 71 in 2008. A total of 61 (65.6%) of the 93 different schools are in all four years listed.
2. Small classes – for the 61 common schools in all four years, only 33 of them had 10 or more graduates in 2006-07 and 15 of them had 10 or more 10th graders in 2004-05.
3. Students are from different cohorts – only 99 of the 987 alternative graduates in 2006-07 were from the 10th grade in 2004-05. They represent 10% of the alternative school graduates.