

# Welcome >

All error and informational messages will display at the top of the screen, below the title.

## Login

### Business Taxes:

Enter your BEN, select Business Taxes, and press CONTINUE.

Business eFile Number (BEN):  (8 digit number mailed to you)

Business Taxes(Withholding, Sales, Use, LPG Fuel, and Motor Fuel)

### Individual Income/Corporation Income ePayments:

Not enrolled? [Click here.](#)

Enrolled? Enter your BEN, select Individual Income/Corporation Income ePayments, and press CONTINUE.

Business eFile Number (BEN):  (8 digit number mailed to you)

Individual Income/Corporation Income ePayments  
(IA1040/IA1040ES;IA1120/IA1120ES)

CONTINUE

## Your Profile >

Please complete all fields. Then press CONTINUE.

**Note:** You will need your Business eFile Number(BEN), User ID, and Password every time you access eFile & Pay.

### Create a user profile

**BEN: 88788886**

**User ID: 0001** (Be sure to write this down for future access to the system)

Business Name:

Permit Number:

Not sure what tax type goes with the permit number above? [Click here.](#)

Tax Type associated with Permit Number above:

Create a **Web Password:**  Password must be 8 characters. It may be all numbers or a combination of letters and numbers.

Confirm Web Password:

Create a Telephone Password:  Password must be 8 numbers (no letters).

Confirm Telephone Password:

Select a Password Hint Question 1:

Answer Password Hint Question 1:

Select a Password Hint Question 2:  Must be different than the hint in Question 1.

Answer Password Hint Question 2:

Contact Name:

\* Contact E-mail Address:

Contact Telephone Number:  (Example: 2225551212)

\* Optional: Our Department will e-mail reminders of upcoming due dates and confirmation that your return and/or payment has been received.

EXIT

CONTINUE

## Your User Profile >

**Print this page for your records.** Then press CONTINUE.

**Note:** You will need your Business eFile Number (BEN), User ID, and Password every time you access eFile & Pay.

### Your user access information

**BEN: 88788886**

**User ID: 0001**

**Web Password: 68888788**

**Telephone Password: 68888788**

**Password Hint Question 1: What was the name of your childhood pet?**

**Answer Password Hint Question 1: Fido**

**Password Hint Question 2: What color was your first car or truck?**

**Answer Password Hint Question 2: Purple**

**PRINT**

**Print this page and keep for future access.**

**CONTINUE**

## Log In >

Please enter your User ID and Password, then press LOG IN. If you accessed eFile & Pay system by telephone for the first-time, before you used the web, please enter your 8 digit telephone password to gain access.

### User Authentication

Enter User ID:	<input type="text" value="0001"/>
Enter Web Password:	<input type="password" value="••••••••"/>

**For Assistance, Contact**

1-866-50-eFile  
(866-503-3453)  
(in Iowa; Omaha; Quad Cities)

515-281-8453  
(outside Iowa)

[idrefile@iowa.gov](mailto:idrefile@iowa.gov)  
(email address)

Monday-Friday, 8 am to 4:15 pm CT

[Privacy/Security](#)

### Select an Option

Select a tax type to file a return and make a payment.

- [Motor Fuel Tax](#)

Select an administrative function to perform.

- [Add/Edit Users](#)
- [Change a Profile](#)
- [Make a Payment \(You must efile Return first\)](#)
- [Cancel a Payment](#)

View "e" History

- [View Returns "e" History](#)
- [View Payments "e" History](#)
- [View Cancelled Payments "e"History](#)

EXIT

## Select a Permit



Select Permit Number to file for, then press CONTINUE.

### Select a Permit Number

Permit Number:

BACK

CONTINUE

**IMPORTANT! Do Not use your browser's BACK button. To return to a previous page within this application, use the navigation buttons at the bottom of the page.**

For Assistance, Contact

1-866-50-efile  
(866-503-3453)  
(in Iowa; Omaha; Quad Cities)

515-281-8453  
(outside Iowa)

[idrefile@iowa.gov](mailto:idrefile@iowa.gov)  
(email address)

Monday-Friday, 8 am to 4:15 pm CT

[Privacy/Security](#)

## Motor Fuel Tax Menu >

Select a filing option and a period date. If a return has already been filed for that period selected, you will be given an option to file an amended return.

For help, please view the [Iowa Motor Fuel Help](#) page.

### Select an option then select the period

Select a filing option and a period, then press CONTINUE.

File a Return For:

BACK

CONTINUE

**IMPORTANT! Do Not use your browser's BACK button. To return to a previous page within this application, use the navigation buttons at the bottom of the page.**

For Assistance, Contact

1-866-50-efile  
(866-503-3453)  
(in Iowa; Omaha; Quad Cities)

515-281-8453  
(outside Iowa)


[idrefile@iowa.gov](mailto:idrefile@iowa.gov)  
(email address)

Monday-Friday, 8 am to 4:15 pm CT








[Privacy/Security](#)

## Motor Fuel Product Type Selection >

**IMPORTANT:** If you had no activity, you still must select one fuel type to continue.

Questions? Click on the question mark .

Select all fuel products for which you have gallons to report, and press CONTINUE.

- Gasoline 
- Gasohol 
- E85 
- Alcohol 
- Aviation Gasoline 
- Jet Fuel 
- Special Fuel Undyed 

**IMPORTANT!** Do Not use your browser's BACK button. To return to a previous page within this application, use the navigation buttons at the bottom of the page.

# Motor Fuel Tax Return - Supplier

Period: Jun 1 - Jun 30, 2006

Due Date: Jul 31, 2006

## REPORT IN WHOLE GALLONS ONLY

\*Required Field

	* Gross Gallons ?	Gross Gallons Exported ?	Gross Less Exports ?	Distrib. Allow. ?	Allowance Gallons ?	Total Taxable Gallons ?	Fuel Tax Rate per Gallon	Tax Due per Fuel Product ?
Gasoline	50000	1000		0.016			\$0.207	
Gasohol	60000	1500		0.016			\$0.19	
E85	75000	25000		0.016			\$0.17	
Alcohol	5000	200		0.016			\$0.19	
Aviation Gasoline	8000	750		0.016			\$0.08	
Jet Fuel	10000	5000		0.007			\$0.03	
Special Fuel Undyed	2000	0		0.007			\$0.225	
				1.		Fuel Tax Due ? (sum of all fuel products)		
				2.		Uncollectible Account ?	\$ 2500	
				3.		Total Fuel Tax Due (line 1 minus line 2)		
				4.		Penalty ?		
				5.		Interest ?		
				6.		Total Amount Due (addition of lines 3, 4, & 5)		

## Verify Motor Fuel Tax Return - Supplier

Period: Jun 1 - Jun 30, 2006

Due Date: Jul 31, 2006

	Gross Gallons	Gross Gallons Exported	Gross Less Exports	Distrib. Allow.	Allowance Gallons	Total Taxable Gallons	Fuel Tax Rate per Gallon	Tax Due per Fuel Product
Gasoline	50,000	1,000	49,000	0.016	784	48,216	\$0.207	\$9,980.71
Gasohol	60,000	1,500	58,500	0.016	936	57,564	\$0.19	\$10,937.16
E85	75,000	25,000	50,000	0.016	800	49,200	\$0.17	\$8,364.00
Alcohol	5,000	200	4,800	0.016	77	4,723	\$0.19	\$897.37
Aviation Gasoline	8,000	750	7,250	0.016	116	7,134	\$0.08	\$570.72
Jet Fuel	10,000	5,000	5,000	0.007	35	4,965	\$0.03	\$148.95
Special Fuel Undyed	2,000	0	2,000	0.007	14	1,986	\$0.225	\$446.85
				1.		Fuel Tax Due (sum of all fuel products)		\$31,345.76
				2.		Uncollectible Account		\$2,500.00
				3.		Total Fuel Tax Due (line 1 minus line 2)		\$28,845.76
				4.		Penalty		\$0.00
				5.		Interest		\$0.00
				6.		Total Amount Due (addition of lines 3, 4, & 5)		\$28,845.76

EDIT

SAVE & FINISH LATER

SUBMIT

**IMPORTANT! Do Not use your browser's BACK button. To return to a previous page within this application, use the navigation buttons at the bottom of the page.**

## Payment Options >

### Select the payment method you will be using

- ePay (Direct Debit/Electronic Check)
- Credit Card (2.5% fee charged by vendor)  
or ACH Credit (Contact your bank to initiate)

BACK

CONTINUE

**IMPORTANT! Do Not use your browser's BACK button. To return to a previous page within this application, use the navigation buttons at the bottom of the page.**

**For Assistance, Contact**

1-866-50-efile  
(866-503-3453)  
(in Iowa; Omaha; Quad Cities)

515-281-8453  
(outside Iowa)

[idrefile@iowa.gov](mailto:idrefile@iowa.gov)  
(email address)

Monday-Friday, 8 am to 4:15 pm CT

[Privacy/Security](#)

## ePay Information >

If you enter a payment date that is after the due date, you may incur penalties and interest.

Payments must be set up prior to 4:00 p.m. CT on the due date to be considered timely.

Enter or change the payment information below.  
If no change is needed, press CONTINUE.

Period: Jun 1 - Jun 30, 2006

Due Date: Jul 31, 2006

Permit Number: 7-04-312700

Checking

Savings

Name: LEGALNM-8886

Enter Payment Date: (MM/DD/CCYY)

Pay To The Order Of: Treasurer, State of Iowa

Amount: \$

Memo: For Motor Fuel Tax  
Payment

Routing #:

Bank Account #:



See an [example](#) of where to find these numbers.

BACK

CONTINUE

## Verify ePay Information >

### Review the payment information below

Period: Jun 1 - Jun 30, 2006

Due Date: Jul 31, 2006

Permit Number: 7-04-312700

Checking Account

Name: LEGALNM-8886

Payment Date: 07/07/2006

Pay To The Order Of: Treasurer, State of Iowa

Amount: \$ 28,845.76

Memo: For Motor Fuel Tax Payment

Routing #: 073000228

Bank Account #: 123456789

EDIT

SUBMIT

**IMPORTANT! Do Not use your browser's BACK button. To return to a previous page within this application, use the navigation buttons at the bottom of the page.**

Bank Account Number: \*\*\*\*\*6789

Routing Number: 073000228

Payment Amount: \$28,845.76

### Motor Fuel Tax Return - Supplier - Confirmation

Period: Jun 1 - Jun 30, 2006

Due Date: Jul 31, 2006

	Gross Gallons	Gross Gallons Exported	Gross Less Exports	Distrib. Allow.	Allowance Gallons	Total Taxable Gallons	Fuel Tax Rate per Gallon	Tax Due per Fuel Product
Gasoline	50,000	1,000	49,000	0.016	784	48,216	\$0.207	\$9,980.71
Gasohol	60,000	1,500	58,500	0.016	936	57,564	\$0.19	\$10,937.16
E85	75,000	25,000	50,000	0.016	800	49,200	\$0.17	\$8,364.00
Alcohol	5,000	200	4,800	0.016	77	4,723	\$0.19	\$897.37
Aviation Gasoline	8,000	750	7,250	0.016	116	7,134	\$0.08	\$570.72
Jet Fuel	10,000	5,000	5,000	0.007	35	4,965	\$0.03	\$148.95
Special Fuel Undyed	2,000	0	2,000	0.007	14	1,986	\$0.225	\$446.85
				1.		Fuel Tax Due (sum of all fuel products)		\$31,345.76
				2.		Uncollectible Account		\$2,500.00
				3.		Total Fuel Tax Due (line 1 minus line 2)		\$28,845.76
				4.		Penalty		\$0.00
				5.		Interest		\$0.00
				6.		Total Amount Due (addition of lines 3, 4, & 5)		\$28,845.76

MAIN MENU

PRINT

EMAIL CONFIRMATION

EXIT

### Select an Option

Select a tax type to file a return and make a payment.

- [Motor Fuel Tax](#)

Select an administrative function to perform.

- [Add/Edit Users](#)
- [Change a Profile](#)
- [Make a Payment \(You must efile Return first\)](#)
- [Cancel a Payment](#)

View "e" History

- [View Returns "e" History](#)
- [View Payments "e" History](#)
- [View Cancelled Payments "e"History](#)

EXIT